

It is illegal to post this copyrighted PDF on any website.

You are prohibited from making this PDF publicly available.

**CME Background**

Articles are selected for credit designation based on an assessment of the educational needs of CME participants, with the purpose of providing readers with a curriculum of CME articles on a variety of topics throughout each volume. Activities are planned using a process that links identified needs with desired results.

To obtain credit, read the article, correctly answer the questions in the Posttest, and complete the Evaluation. A \$5 processing fee will apply.

**CME Objective**

After studying this article, you should be able to:

- Screen patients with postpartum depressive symptoms for bipolarity

**Accreditation Statement**

The CME Institute of Physicians Postgraduate Press, Inc., is accredited by the Accreditation Council for Continuing Medical Education to provide continuing medical education for physicians.



**Credit Designation**

The CME Institute of Physicians Postgraduate Press, Inc., designates this journal-based CME activity for a maximum of 1 *AMA PRA Category 1 Credit™*. Physicians should claim only the credit commensurate with the extent of their participation in the activity.

*Note:* The American Academy of Physician Assistants (AAPA) accepts certificates of participation for educational activities certified for *AMA PRA Category 1 Credit™* from organizations accredited by ACCME or a recognized state medical society. Physician assistants may receive a maximum of 1 hour of Category I credit for completing this program.

**Date of Original Release/Review**

This educational activity is eligible for *AMA PRA Category 1 Credit™* through May 31, 2019. The latest review of this material was March 2017.

**Financial Disclosure**

All individuals in a position to influence the content of this activity were asked to complete a statement regarding all relevant personal financial relationships between themselves or their spouse/partner and any commercial interest. The CME Institute has resolved any conflicts of interest that were identified. In the past year, Alan J. Gelenberg, MD, Editor in Chief, has been a consultant for Zynx Health, has been a stock shareholder of Healthcare Technology Systems, and has been owner and editor of the *Biological Therapies in Psychiatry* newsletter. No member of the CME Institute staff reported any relevant personal financial relationships. **Faculty financial disclosure appears at the end of the article.**

# Depression and Anxiety in the Postpartum Period and Risk of Bipolar Disorder: A Danish Nationwide Register-Based Cohort Study

Xiaoqin Liu, PhD<sup>a,\*</sup>; Esben Agerbo, DrMedSc<sup>a,b,c</sup>; Jiong Li, PhD<sup>d</sup>; Samantha Meltzer-Brody, MPH<sup>e</sup>; Veerle Bergink, PhD<sup>a,f,‡</sup>; and Trine Munk-Olsen, PhD<sup>a,‡</sup>

**ABSTRACT**

**Objective:** The first-onset affective episode requiring inpatient treatment in the postpartum period can be a marker of bipolar disorder, but it is unknown whether milder postpartum affective episodes are also indicators of underlying bipolarity. Therefore, we aimed to study whether women with a nonpsychotic postpartum affective episode treated with antidepressants have an increased risk of bipolar disorder.

**Methods:** A register-based cohort study was conducted in Denmark of 122,622 parous women without psychiatric history who received a first-time antidepressant prescription during 1997–2012. We compared women with a first-time antidepressant prescription, which was our indicator of a first-onset affective disorder, within 1 year postpartum to women with a first-time antidepressant prescription outside the postpartum period. Our outcome was psychiatric contact for bipolar disorder (*ICD-10* criteria) during follow-up, and we estimated hazard ratios using Cox regressions.

**Results:** The risk of bipolar disorder among women with a postpartum affective episode was higher than that in women with an affective episode outside the postpartum period. The risk of bipolar disorder was 1.66 (95% CI, 1.12–2.48) for postpartum antidepressant monotherapy and 10.15 (95% CI, 7.13–14.46) for postpartum antidepressant therapy plus a subsequent prescription for anxiolytics when these therapies were compared to antidepressant monotherapy outside the postpartum period.

**Conclusions:** First-onset nonpsychotic postpartum affective disorder can be a marker of underlying bipolarity. Women who fill an antidepressant prescription following childbirth should be asked about hypomanic or manic symptoms and monitored long term. Clinically, when antidepressant monotherapy is ineffective or the individual woman experiences persistent and concerning symptoms, health professionals should consider a possible bipolar spectrum disorder.

*J Clin Psychiatry* 2017;78(5):e469–e476  
<https://doi.org/10.4088/JCP.16m10970>

© Copyright 2017 Physicians Postgraduate Press, Inc.

<sup>a</sup>The National Center for Register-based Research, Aarhus University, Aarhus, Denmark  
<sup>b</sup>CIRRAU—Centre for Integrated Register-based Research, Aarhus University, Aarhus, Denmark

<sup>c</sup>Lundbeck Foundation Initiative for Integrative Psychiatric Research, iPSYCH, Aarhus, Denmark

<sup>d</sup>Department of Clinical Epidemiology, Aarhus University Hospital, Aarhus, Denmark

<sup>e</sup>Department of Psychiatry, University of North Carolina at Chapel Hill School of Medicine, Chapel Hill

<sup>f</sup>The Department of Psychiatry, Erasmus Medical Centre, Rotterdam, The Netherlands

‡Drs Bergink and Munk-Olsen are shared last authors.

\*Corresponding author: Xiaoqin Liu, PhD, The National Center for Register-based Research, Aarhus University, Fuglesangs Allé 4, 8210 Aarhus V, Denmark (lxq@econ.au.dk).

- Nonpsychotic affective disorders are the most common morbidities during the postpartum period. It is unknown whether mild to moderate postpartum affective episodes are indicators of underlying bipolarity.
- Postpartum affective episodes are associated with increased risks of bipolar disorder. Women who fill an antidepressant prescription following childbirth should be asked about current and previous symptoms of hypomania or mania and monitored long term.

Childbirth may trigger a severe psychiatric episode,<sup>1-3</sup> often labeled as postpartum psychosis,<sup>4</sup> which affects around 1/1,000 new mothers<sup>1</sup> and usually requires acute psychiatric hospitalization. Consistent evidence<sup>3,5</sup> has correlated postpartum psychosis with later conversion to bipolar disorder, and bipolar history in family members is an important risk factor for postpartum psychosis.<sup>6</sup> Moreover, various psychiatric episodes treated at inpatient psychiatric facilities during the postpartum period have a higher conversion rate to bipolar disorder compared to psychiatric episodes not related to childbirth.<sup>7</sup>

Nonpsychotic affective disorders are among the most common morbidities during the postpartum period, with depressive disorders affecting around 5%–13% of new mothers and anxiety disorders, approximately 13%.<sup>8</sup> Up to now, a single study<sup>9</sup> has reported that 54% of women referred for postpartum depression were re-diagnosed with bipolar disorder later in life. On the basis of this and empirical evidence from clinical observations, we hypothesized that childbirth can trigger a bipolar disease course, and nonpsychotic postpartum affective episodes may also be associated with later development of bipolar disorder similar to what has been documented in postpartum episodes requiring inpatient treatment.<sup>7</sup>

Most women with symptoms of anxiety, depression, or both who seek health care both during and outside the postpartum period are treated in primary care by general practitioners in Denmark.<sup>10</sup> Frequently used treatment options are antidepressant medications (selective serotonin reuptake inhibitors [SSRIs], serotonin-norepinephrine reuptake inhibitors [SNRIs], and tricyclic antidepressants [TCAs]).<sup>11</sup> Consequently, we conducted a population-based cohort study using information on the first-time prescription by general practitioners for an antidepressant following childbirth as the indicator of the first-onset affective status in the postpartum period and studied subsequent risk of bipolar disorder. The aim of the present study was to investigate whether women with a postpartum affective episode treated with antidepressants had an increased risk of bipolar disorder at later stages.

## METHODS

### Definition of Study Population

The population-based cohort study was based on data from Danish national registers. We first identified women

with a prescription for an antidepressant between 1997 and 2012 and who were born during 1955–1997 from the Danish Civil Registration System (CRS) (N = 370,816).<sup>12</sup> The CRS contains information on all live-born children and new residents in Denmark. It includes a unique 10-digit individual personal identification number that can be used for linkage within and between all national registers. Information on the prescription for an antidepressant was extracted from the Danish National Prescription Registry (DNPR).<sup>13</sup> The Registry covers all dispensed prescriptions in Denmark since 1995, and information on prescriptions prior to 1995 is not available. To ensure that the dispensation of an antidepressant was an indicator of the first-onset affective episode, we excluded women who were dispensed any psychotropic medication during 1995–1996 (n = 57,120), which is known as a washout period in pharmacoepidemiology. Further, we excluded women who had a psychiatric history or received any other psychotropic prescription prior to the prescription for an antidepressant during 1997–2012 (n = 131,924). Psychiatric history was defined as any previous inpatient or outpatient visit for psychiatric disorders registered in the Danish Psychiatric Central Research Register,<sup>14</sup> which contains information on the date of psychiatric contact along with all diagnoses. The register holds information on all treatments at psychiatric hospitals and psychiatric wards in general hospitals from 1969 onward and includes outpatient treatments since 1995. The *International Classification of Diseases, Eighth Revision (ICD-8)* was used until 1993 and *Tenth Revision (ICD-10)*, from 1994 onward. The ICD-8 codes for psychiatric disorders were 290–351 and ICD-10 codes were F\*\*\*. We also excluded women who died, emigrated, or received an antidepressant prescription before their 15th birthday (n = 2,029) and women who did not give birth before this prescription (n = 57,121). After applying these exclusion criteria, we included 122,622 parous women in the analysis, of whom 843 women had a psychiatric contact for bipolar disorder at later stages (Figure 1). Each woman was followed up from the day of a first-time prescription for an antidepressant during 1997–2012 until emigration, death, the first-time psychiatric contact for bipolar disorder, or the end of 2012, whichever came first.

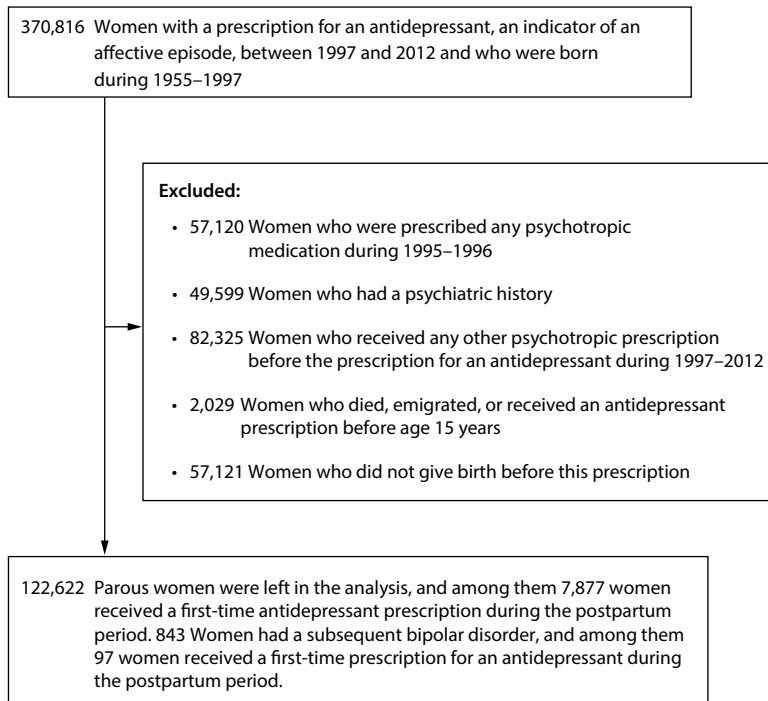
### Definition of Exposure Variables:

#### First-Onset Postpartum Affective Episode

We used the first prescription ever redeemed for an antidepressant recorded in the DNPR as the indicator of the first-onset affective episode. We used date of the first-time prescription for an antidepressant and date of the first-onset affective episode interchangeably in this study. We use the term *antidepressants* throughout this article but acknowledge that SSRIs, SNRIs, and TCAs are used to treat a wide spectrum of affective symptomatology including depressive disorders and anxiety disorders as well as mixed symptomatology. We identified the first-time prescription for an antidepressant within 1 year after any delivery as our indicator of the first-onset affective episode during the postpartum period and took into account if antidepressants

# It is illegal to post this copyrighted PDF on any website.

Figure 1. Flowchart Illustrating the Identification of the Study Population



were administered as monotherapy or whether subsequent prescriptions for anxiolytics, mood stabilizers, or antipsychotics were added.

Information on antidepressant monotherapy prescribed by a general practitioner and subsequent prescriptions for anxiolytics, mood stabilizers, or antipsychotics was obtained from the DNPR. Anatomic therapeutic chemical (ATC) classification codes were used for antidepressants (N06A), anxiolytics (benzodiazepine derivatives [N03AE01 and N05BA], buspirone [N05BE01], and zolpidem and zopiclone [N05CF]), mood stabilizers (N03AF01, N03AF02, N03AG01, N03AX09, N03AX11, N03AX12, N05AN01), and typical and atypical antipsychotics (N05A excluding N05AN01). See a detailed list of ATC codes and generic drug names in Supplementary eTable 1.

## Definition of

### Outcome Variable: Bipolar Disorder

Our outcome was the first-time psychiatric contact for bipolar disorder (main diagnosis only) during the maximum 16-year follow-up after the first-time prescription for an antidepressant, and this information was extracted from the Danish Psychiatric Central Research Register. The *ICD-10* codes for bipolar disorder were F30 and F31.

### Statistical Analysis

All data were analyzed in Stata 13.1 (Statacorp, College Station, Texas) using Cox proportional hazards regression model. We estimated hazard ratios (HRs) of bipolar disorder in women with a first-onset affective episode during the postpartum period in comparison to women with a first-onset affective episode outside the postpartum period (reference group). We employed a running-line least-squares smoothing technique to smooth the Kaplan-Meier curves to illustrate the cumulative incidence rates of bipolar disorder.

To examine whether the risk of bipolar disorder depended on the timing of initial postpartum affective episode, we categorized the timing of the first-onset postpartum affective episode into 2 groups: within 0–180 days and

181–365 days after delivery. To determine whether the risk of bipolar disorder changed over time, we divided the elapsed time since the first-onset affective episode into 3 periods: 0–5 years, 6–10 years, and 11–16 years.

To explore the risk of bipolar disorder in different types of antidepressant treatment, we treated antidepressant treatment as a time-dependent variable. All women were in the antidepressant monotherapy group at the initial treatment. If a subsequent prescription for an anxiolytic, mood stabilizer, or antipsychotic prescription was dispensed prior to the diagnosis of bipolar disorder, women would then change treatment group and be included in the group receiving an anxiolytic or antipsychotic/mood stabilizer subsequent to antidepressant therapy, ie, antidepressant + subsequent anxiolytic therapy group or antidepressant + subsequent mood stabilizer or antipsychotic therapy group. Women were placed in these groups even if they later discontinued their antidepressant.

In the multivariate analyses, we adjusted for calendar year of birth (1955–1969, 1970–1984, or 1985–1997), age (< 25 years, 25–34 years, or ≥ 35 years), civil status (married; or single, divorced, or widowed), and parity (first or ≥ 2) at baseline (ie, time of the first-time prescription for an antidepressant).<sup>12,14,15</sup> We adjusted for parental psychiatric history (bipolar disorder in either parent, other psychiatric disorder in either parent, or no psychiatric history) as a time-dependent variable.

To investigate whether observed associations were influenced by age difference in women with a first-onset postpartum affective episode and women with a first-onset affective episode outside the postpartum period, we analyzed the data by stratifying on age groups. Sensitivity analyses included further adjustments for education (elementary school, or above elementary school) and income (lowest quartile, second quartile, third quartile, or highest quartile) at baseline<sup>16</sup> and excluded women who were pregnant again at the time of receiving the index antidepressant prescription. Further, we expanded our defined washout period to 5 years and included 109,108 parous women born during 1955–1997 who filled antidepressant prescriptions from 2000 to 2012 with no previous psychotropic prescription dispensed either before the index prescription or during 1995–1999.



**Table 1. Baseline Characteristics of Women With a First-Onset Affective Episode During the Postpartum Period and Women With a First-Onset Affective Episode Outside the Postpartum Period**

Characteristic	Affective Episode During the Postpartum Period (n = 7,877)		Affective Episode Outside the Postpartum Period <sup>a</sup> (n = 114,745)	
	n	%	n	%
Parental psychiatric history				
Bipolar disorder in either parent	69	0.9	1,021	0.9
Other psychiatric disorder in either parent	1,338	17.0	18,231	15.9
No psychiatric history	5,405	68.6	78,537	68.4
Unknown	1,065	13.5	16,956	14.8
Calendar year of birth				
1955–1969	1,472	18.7	59,030	51.4
1970–1984	5,493	69.7	50,207	43.8
1985–1997	912	11.6	5,508	4.8
Age, y				
<25	1,618	20.6	15,757	13.7
25–34	5,035	63.9	37,325	32.5
≥35	1,224	15.5	61,663	53.8
Civil status				
Married	4,353	55.3	62,212	54.2
Single, divorced, or widow	3,443	43.7	50,681	44.2
Unknown	81	1.0	1,852	1.6
Parity				
1	3,241	41.2	34,158	29.8
≥2	4,547	57.7	75,292	65.6
Unknown <sup>b</sup>	89	1.1	5,295	4.6
Education				
Elementary school	2,402	30.5	35,606	31.0
Above elementary school	5,166	65.6	76,058	66.3
Unknown	309	3.9	3,081	2.7
Income <sup>c</sup>				
Lowest quartile	1,486	18.9	25,596	22.3
Second quartile	2,394	30.4	33,050	28.8
Third quartile	2,249	28.5	30,261	26.4
Highest quartile	1,748	22.2	25,838	22.5

<sup>a</sup>Outside the postpartum period referred to any time outside 0–12 months postpartum.

<sup>b</sup>In the entire cohort, 5,384 women (4.4%) had missing information on parity of the childbirth prior to the first-time prescription of an antidepressant.

<sup>c</sup>Income status of 21 women was unknown, 1 of which had bipolar disorder. All 21 women were included in the highest quartile group.

## Ethical Considerations

The study was approved by the Danish Data Protection Agency. No informed consent is needed for a register-based study with public health interest based on anonymized data according to the legislation in Denmark.

## RESULTS

During our study period 1997–2012, a total of 122,622 parous women had a first-onset affective episode. The mean  $\pm$  SD age at the time of the affective episode was  $35.2 \pm 8.7$  years (range, 15.0–57.9). Altogether, 7,877 women had a first-onset affective episode during the postpartum period. Table 1 presents the baseline characteristics of the study population. Women with a first-onset postpartum affective episode differed from women with a first-onset affective episode outside the postpartum period regarding age distribution and parity, but both groups were comparable

in terms of parental psychiatric history, civil status, education, and income.

Figure 2 shows the possible risk factors for bipolar disorder in the entire cohort. Identified risk factors for bipolar disorder included records of parental psychiatric history, with HRs of 4.68 (95% CI, 3.28–6.69) for parental history of bipolar disorder and 1.49 (95% CI, 1.26–1.76) for parental history of other psychiatric disorder. Other risk factors included being younger, single, divorced or widowed, and nulliparous and having lower education level at the time of the first-onset affective episode.

The median time from date of the first-onset postpartum affective episode to date of the first-time psychiatric contact for bipolar disorder was 4.5 years (interquartile range, 1.8–7.7). Figure 3 displays the cumulative incidence rate of bipolar disorder by using Kaplan-Meier curves. Sixteen years after initial treatment with antidepressants, 2.64% (95% CI, 2.06%–3.39%) of women with a postpartum affective episode developed bipolar disorder in comparison to 1.77% (95% CI, 1.28%–2.44%) of women with an affective episode outside the postpartum period. The risk of bipolar disorder among women with a postpartum affective episode was higher as compared to women with an affective episode outside the postpartum period (HR = 1.67; 95% CI, 1.35–2.08). Note, this did not take into account any effects of subsequent prescription for anxiolytics, mood stabilizers, or antipsychotics.

Similar associations were observed among women who had a first-onset affective episode 0–180 days and 181–365 days after delivery. Additionally, the risk of bipolar disorder remained increased during the entire follow-up period (Supplementary eTable 2).

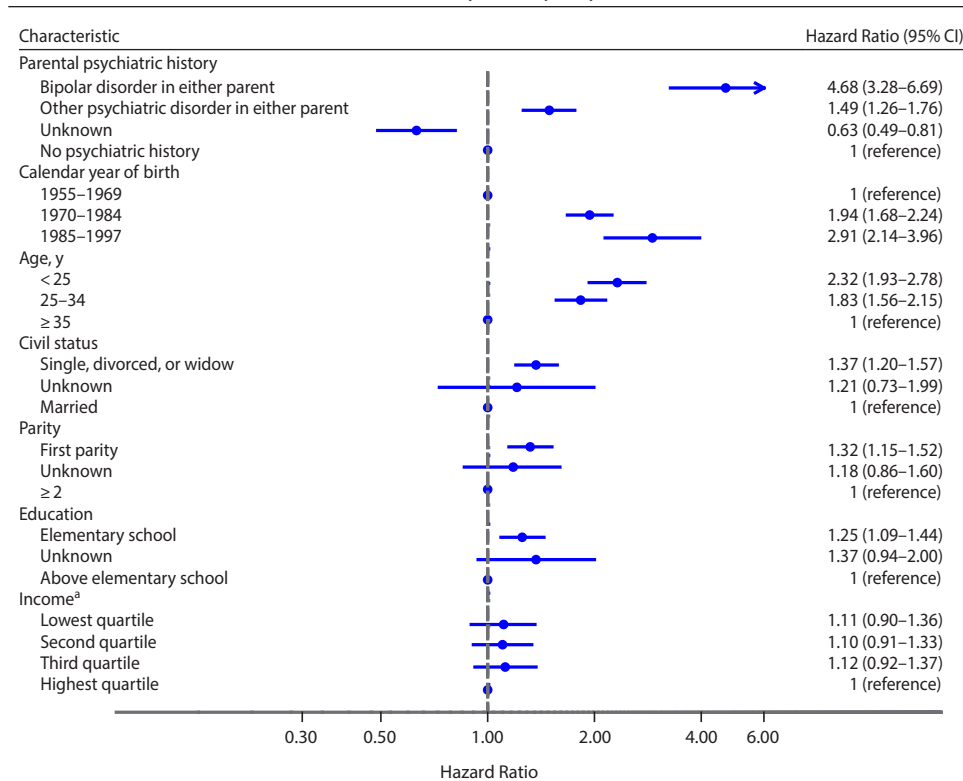
The median duration was 2.1 years (interquartile range, 0.5–4.9) from date of the first-time prescription for an antidepressant to date of addition of subsequent anxiolytic and 1.9 years (interquartile range, 0.5–4.8) to date of addition of mood stabilizer or antipsychotic, which was not affected by the type of first-time antidepressant (SSRIs vs non-SSRIs). Compared to antidepressant monotherapy outside the postpartum period, the HR for antidepressant monotherapy postpartum was 1.66 (95% CI, 1.12–2.48). Antidepressant use postpartum with a subsequent prescription for an anxiolytic was associated with a higher risk of bipolar disorder (HR = 10.15; 95% CI, 7.13–14.46). The highest risk was observed in postpartum women with the subsequent addition of a mood stabilizer or antipsychotic (HR = 22.48; 95% CI, 15.30–33.03) (Table 2).

## Sensitivity Analyses

To account for the influence by age difference between women with a first-onset postpartum affective episode and women with a first-onset affective episode outside the postpartum period, we analyzed the data by stratifying on age groups: the HR for age < 25 years was 1.79 (95% CI, 1.17–2.73); for age 25–34 years, 1.57 (95% CI, 1.19–2.07); and for age  $\geq$  35 years, 1.99 (95% CI, 1.05–3.76). The associations of a first-onset postpartum affective episode and subsequent bipolar disorder did not change substantially after further

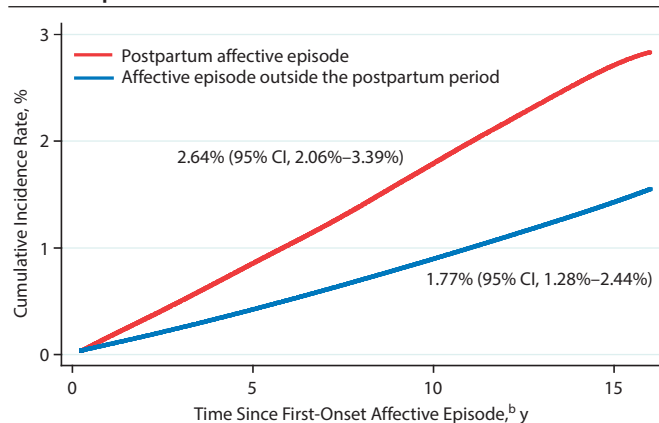
It is illegal to post this copyrighted PDF on any website.

**Figure 2. Crude Hazard Ratios for Bipolar Disorder During the Follow-Up Period According to Baseline Characteristics in the Entire Cohort (n = 122,622)**



<sup>a</sup>Income status of 21 women was unknown, 1 of which had bipolar disorder. All 21 women were included in the highest quartile group.

**Figure 3. Smoothed Kaplan-Meier Curves Illustrating Absolute Risk of Bipolar Disorder<sup>a</sup>**



<sup>a</sup>Cumulative incidence rate of bipolar disorder among women with a first-onset postpartum affective episode versus women with a first-onset affective episode outside the postpartum period.

<sup>b</sup>Time since the first onset of affective episode = time since the first-time prescription for an antidepressant.

adjustment for income and education at baseline (HR = 1.68; 95% CI, 1.35–2.08). After excluding 1,131 women who were pregnant at the time of the first-onset affective episode, similar associations were observed. In the sensitivity analyses, when we extended our washout period to 5 years, the results did not change significantly.

**DISCUSSION**

In our cohort study, we found that women with a first-onset postpartum affective episode had an increased risk of bipolar disorder in comparison to women with a first-onset affective episode outside the postpartum period during a maximum 16-year follow-up. The risk for subsequent bipolar disorder was more pronounced among postpartum women who received subsequent treatment with an anxiolytic.

**Postpartum Affective Episode and Subsequent Bipolar Disorder**

Previous work<sup>17,18</sup> has suggested an association between antidepressant therapy and a subsequent occurrence of hypomanic or manic symptoms or bipolar disorder diagnosis. In the present study, we showed that women with a first-time prescription for an antidepressant within 1 year after childbirth are at a higher risk of subsequently being diagnosed with bipolar disorder compared to women with a first-time antidepressant therapy outside the postpartum period (HR = 1.67; 95% CI, 1.35–2.08).

Diagnosing bipolar symptomatology is complex,<sup>19</sup> especially in the postpartum period. Misdiagnosis of bipolar symptoms during the postpartum period is therefore a possible explanation for the observed results, as episodes of mood elevation can be misconstrued as

You are prohibited from making this PDF publicly available.

**Table 2. Hazard Ratios for Bipolar Disorder According to Timing of the First-Time Prescription for an Antidepressant as Well as Treatment Strategy**

Treatment Prior to the Diagnosis of Bipolar Disorder <sup>a</sup>	Cases	Person-Years	Incidence Rate (per 1,000 person-years)	Crude Hazard Ratio	Adjusted Hazard Ratio (95% CI) <sup>b</sup>
<b>Postpartum period</b>					
Antidepressant monotherapy	28	3.9 × 10 <sup>4</sup>	0.72	2.01	1.66 (1.12–2.48)
Antidepressant + subsequent anxiolytic	38	1.2 × 10 <sup>4</sup>	3.26	11.63	10.15 (7.13–14.46)
Antidepressant + subsequent mood stabilizer or antipsychotic	31	4.0 × 10 <sup>3</sup>	7.67	27.17	22.48 (15.30–33.03)
<b>Outside the postpartum period</b>					
Antidepressant monotherapy	215	6.1 × 10 <sup>5</sup>	0.35	1	1 (reference)
Antidepressant + subsequent anxiolytic	329	1.7 × 10 <sup>5</sup>	1.96	7.07	7.27 (6.05–8.73)
Antidepressant + subsequent mood stabilizer or antipsychotic	202	5.5 × 10 <sup>4</sup>	3.67	12.91	12.77 (10.44–15.62)

<sup>a</sup>Treatment was treated as a time-dependent variable. All women were in the antidepressant monotherapy group at the initial treatment. If a subsequent prescription for an anxiolytic, mood stabilizer, or antipsychotic prescription was dispensed prior to the diagnosis of bipolar disorder, women would then change treatment group and be included in the group receiving an anxiolytic or antipsychotic/mood stabilizer subsequent to antidepressant therapy, ie, antidepressant + subsequent anxiolytic therapy group or antidepressant + subsequent mood stabilizer or antipsychotic therapy group.

<sup>b</sup>Adjusted for calendar year of birth, age, civil status, parity at the date of the first-time prescription for an antidepressant, and parental psychiatric history.

the normal joy of motherhood.<sup>20</sup> An underestimation of bipolar vulnerability and possible underdiagnosis of bipolar disorder might have severe consequences, including ineffective treatment strategies, delayed referral to specialized psychiatric care, and underestimation of relapse risks after subsequent pregnancies. This will undoubtedly result in an unfavorable disease course for these women.

In contrast to concerns of underdiagnosing bipolar disorder, concerns regarding overdiagnosing the disorders are equally present in clinical practice. We do not expect that overdiagnosis of bipolar disorder during the postpartum period is a major concern, because in absolute numbers, only 2.64% of women were diagnosed with bipolar disorder during follow-up. However, overdiagnosing bipolar disorder in this group of women will also have severe consequences. A formal diagnosis of “bipolar disorder” after a single postpartum episode might lead to significant maternal distress with unnecessary exposure to long-term mood stabilizers or antipsychotics.<sup>21</sup>

Another explanation for the observed results is that hypomanic or manic symptoms are not present during the acute postpartum period but emerge at a later stage. This is supported by our finding of a median of 4.5 years from the date of the first-onset postpartum affective episode to the date of bipolar disorder diagnosis. Many episodes of bipolar disorder present initially with depressive symptoms, and it is difficult to distinguish a major depressive episode from a bipolar depressive episode in the absence of current or prior hypomanic or manic symptoms.<sup>17</sup> In this scenario, the increased risk of bipolar disorder could reflect a change in symptoms over time toward a bipolar disease course.

### The Link Between Childbirth and Bipolar Disorder

Childbirth and bipolar disorder have been linked across various studies. Previous studies<sup>22,23</sup> have reported high rates of recurrence following childbirth in women with bipolar disorder. Moreover, among postpartum psychiatric episodes

treated at inpatient psychiatric facilities, approximately 15% of the women converted to bipolar disorder during the 15-year follow-up period.<sup>7</sup> Results from the present study add to the existing knowledge base, as we now demonstrate that less severe, nonpsychotic affective episodes following childbirth also can be markers of underlying bipolar disorder. Jointly, these results reconfirm that childbirth in particular can trigger a bipolar disease course also in women with an initial milder disease episode.

### Clinical Relevance:

#### Detailed Assessment for Bipolar Disorder in Women With Postpartum Affective Episodes

Our findings of a higher risk of bipolar disorder in women with a range of antidepressant-treated postpartum affective episodes have potential implications for clinical practice. It is recommended that all postpartum women seeking help for depressive episodes or anxiety are asked questions about current and prior hypomanic or manic symptoms,<sup>24</sup> and administration of the Mood Disorders Questionnaire could be a useful assessment instrument.<sup>25</sup> Last, clinical questions regarding parental history of psychiatric disorders, in particular bipolar disorder,<sup>6</sup> will further help to assess an adequate bipolar risk profile.

In our study, a higher risk of bipolar disorder was observed among women who required a subsequent addition of an anxiolytic, mood stabilizer, or antipsychotic. Importantly, we do not interpret this finding as indicating that additional pharmacologic treatments increase the risk of bipolar disorder, given that evidence shows that mood-stabilizing medications are effective in preventing a relapse of bipolar disorder.<sup>26</sup> A more likely explanation is that additional pharmacologic treatment is prescribed due to the severity of symptoms, treatment refractoriness, or emergence of comorbid psychiatric conditions.<sup>27</sup> Overall, a poor response or failure to maintain response to antidepressants may provide a clue about an underlying

**It is illegal to post this copyrighted PDF on any website.**

bipolarity,<sup>27,28</sup> and when antidepressant monotherapy is ineffective or the individual woman experiences changes in symptoms, health professionals should consider a possible bipolar spectrum disorder.

### Monitoring of Antidepressant Use During the Postpartum Period

Antidepressants are a first-line treatment option for the majority of women with depressive and anxiety disorders postpartum,<sup>11</sup> but antidepressants have shown little efficacy in the treatment of bipolar disorder.<sup>29</sup> To treat patients with bipolar spectrum disorder with antidepressants, especially antidepressant monotherapy, may not be effective and might lead to an exacerbation of current episodes<sup>26,30</sup> and increase the risk of suicide.<sup>31</sup> It is crucial to carefully monitor symptom response to treatment and the disease course.<sup>32</sup>

### Methodological Considerations

The Danish registers cover the entire Danish population with almost complete follow-up, which minimizes the impact of selection bias. Our study has a large sample size and long observation periods. The use of the prescription for an antidepressant as the indicator of affective status includes a wide range of severity of affective disorders. Linkage of several national registers enables us to adjust for several important confounders.

Our study has several limitations. First, we used first prescription for an antidepressant as a proxy for first-onset affective episode. Women with an affective disorder not treated by antidepressants are not included. Moreover, first antidepressant prescription may not necessarily indicate first

onset. Also, antidepressants are prescribed to treat not only affective disorders but also other symptoms such as chronic insomnia,<sup>33</sup> and we may have misclassified some women without affective disorders as cases. These misclassifications will, however, be nondifferential and bias our findings toward null.<sup>34</sup> We did not have information on the indication for antidepressant treatment (ie, the underlying diagnosis), and we were therefore not able to examine the different effects on bipolar disorder from a primary depressive episode versus primary anxiety disorders. Second, to ensure the inclusion of women with an initial prescription for an antidepressant, we introduced a 2-year washout period. It is possible that we included women who had a prescription for an antidepressant before the establishment of the prescription register. Nonetheless, the results remained similar when we extended our washout period to 5 years, which verified our findings. Third, to include a homogeneous study population, we excluded women who had any psychiatric history before the first-time prescription for an antidepressant. Our findings thereby may not be generalizable to women with a preexisting psychiatric disorder.

### CONCLUSION

Women with postpartum affective episodes have increased risks of bipolar disorder later in life, and women who fill an antidepressant prescription following childbirth should be asked about current and previous symptoms of hypomania or mania and monitored for these symptoms long term. Overall, our results lend further support to the link between childbirth and bipolar disorder.

**Submitted:** May 24, 2016; accepted September 8, 2016.

**Disclosure of off-label usage:** The authors have determined that, to the best of their knowledge, no investigational information about pharmaceutical agents that is outside US Food and Drug Administration–approved labeling has been presented in this article.

**Financial disclosure:** Drs Liu, Agerbo, Li, Bergink, and Munk-Olsen and Ms Meltzer-Brody have no personal affiliations or financial relationships with any commercial interest to disclose relative to the article.

**Funding/support:** Drs Liu and Munk-Olsen and Ms Meltzer-Brody are supported by the National Institute of Mental Health (R01MH104468). Drs Munk-Olsen and Agerbo are supported by iPSYCH, the Lundbeck Foundation Initiative for Integrative Psychiatric Research. Dr Li is supported by the European Research Council (ERC-2010-StG-260242-PROGEURO) and the Nordic Cancer Union (2013-129830). Dr Bergink has received funding from The Netherlands Organization for Scientific Research (clinical fellow and VENI incentive).

**Role of the sponsor:** The supporters had no role in the study design, data collection, analysis, interpretation, or publication of this study.

**Supplementary material:** See accompanying pages.

### REFERENCES

- Munk-Olsen T, Laursen TM, Pedersen CB, et al. New parents and mental disorders: a population-based register study. *JAMA*. 2006;296(21):2582–2589.
- Munk-Olsen T, Laursen TM, Mendelson T, et al. Risks and predictors of readmission for a mental disorder during the postpartum period. *Arch Gen Psychiatry*. 2009;66(2):189–195.
- Jones I, Chandra PS, Dazzan P, et al. Bipolar disorder, affective psychosis, and schizophrenia in pregnancy and the postpartum period. *Lancet*. 2014;384(9956):1789–1799.
- Bergink V, Boyce P, Munk-Olsen T. Postpartum psychosis: a valuable misnomer. *Aust N Z J Psychiatry*. 2015;49(2):102–103.
- Sit D, Rothschild AJ, Wisner KL. A review of postpartum psychosis. *J Womens Health (Larchmt)*. 2006;15(4):352–368.
- Munk-Olsen T, Laursen TM, Pedersen CB, et al. Family and partner psychopathology and the risk of postpartum mental disorders. *J Clin Psychiatry*. 2007;68(12):1947–1953.
- Munk-Olsen T, Laursen TM, Meltzer-Brody S, et al. Psychiatric disorders with postpartum onset: possible early manifestations of bipolar affective disorders. *Arch Gen Psychiatry*. 2012;69(4):428–434.
- Howard LM, Molyneux E, Dennis CL, et al. Non-psychotic mental disorders in the perinatal period. *Lancet*. 2014;384(9956):1775–1788.
- Sharma V, Khan M, Corpse C, et al. Missed bipolarity and psychiatric comorbidity in women with postpartum depression. *Bipolar Disord*. 2008;10(6):742–747.
- Munk-Olsen T, Gasse C, Laursen TM. Prevalence of antidepressant use and contacts with psychiatrists and psychologists in pregnant and postpartum women. *Acta Psychiatr Scand*. 2012;125(4):318–324.
- Bandelow B, Sher L, Bunevicius R, et al; WFSBP Task Force on Mental Disorders in Primary Care; WFSBP Task Force on Anxiety Disorders, OCD and PTSD. Guidelines for the pharmacological treatment of anxiety disorders, obsessive-compulsive disorder and posttraumatic stress disorder in primary care. *Int J Psychiatry Clin Pract*. 2012;16(2):77–84.
- Pedersen CB. The Danish Civil Registration System. *Scand J Public Health*. 2011;39(suppl 7):22–25.
- Kildemoes HW, Sørensen HT, Hallas J. The Danish National Prescription Registry. *Scand J Public Health*. 2011;39(suppl 7):38–41.
- Mors O, Perto GP, Mortensen PB. The Danish Psychiatric Central Research Register. *Scand J Public Health*. 2011;39(suppl 7):54–57.
- Knudsen LB, Olsen J. The Danish Medical Birth Registry. *Dan Med Bull*. 1998;45(3):320–323.
- Petersson F, Baadsgaard M, Thygesen LC. Danish registers on personal labour market affiliation. *Scand J Public Health*. 2011;39(suppl):95–98.
- Patel R, Reiss P, Shetty H, et al. Do antidepressants increase the risk of mania and bipolar disorder in people with depression? a retrospective electronic case register cohort study. *BMJ Open*. 2015;5(12):e008341.
- Tondo L, Vázquez G, Baldessarini RJ. Mania associated with antidepressant treatment: comprehensive meta-analytic review. *Acta Psychiatr Scand*. 2010;121(6):404–414.



19. Angst J. Do many patients with depression suffer from bipolar disorder? *Can J Psychiatry*. 2006;51(1):3–5.
20. Heron J, Craddock N, Jones I. Postnatal euphoria: are 'the highs' an indicator of bipolarity? *Bipolar Disord*. 2005;7(2):103–110.
21. Singh T, Rajput M. Misdiagnosis of bipolar disorder. *Psychiatry (Edgmont)*. 2006;3(10):57–63.
22. Maina G, Rosso G, Aguglia A, et al. Recurrence rates of bipolar disorder during the postpartum period: a study on 276 medication-free Italian women. *Arch Women Ment Health*. 2014;17(5):367–372.
23. Di Florio A, Forty L, Gordon-Smith K, et al. Perinatal episodes across the mood disorder spectrum. *JAMA Psychiatry*. 2013;70(2):168–175.
24. Sharma V, Burt VK, Ritchie HL. Bipolar II postpartum depression: detection, diagnosis, and treatment. *Am J Psychiatry*. 2009;166(11):1217–1221.
25. Clark CT, Sit DK, Driscoll K, et al. Does screening with the MDQ and EPDS improve identification of bipolar disorder in an obstetrical sample? *Depress Anxiety*. 2015;32(7):518–526.
26. Viktorin A, Lichtenstein P, Thase ME, et al. The risk of switch to mania in patients with bipolar disorder during treatment with an antidepressant alone and in combination with a mood stabilizer. *Am J Psychiatry*. 2014;171(10):1067–1073.
27. Sharma V. Loss of response to antidepressants and subsequent refractoriness: diagnostic issues in a retrospective case series. *J Affect Disord*. 2001;64(1):99–106.
28. Ghaemi SN, Ko JY, Goodwin FK. "Cade's disease" and beyond: misdiagnosis, antidepressant use, and a proposed definition for bipolar spectrum disorder. *Can J Psychiatry*. 2002;47(2):125–134.
29. El-Mallakh RS, Vöhringer PA, Ostacher MM, et al. Antidepressants worsen rapid-cycling course in bipolar depression: A STEP-BD randomized clinical trial. *J Affect Disord*. 2015;184:318–321.
30. Yildiz A, Sachs GS. Do antidepressants induce rapid cycling? a gender-specific association. *J Clin Psychiatry*. 2003;64(7):814–818.
31. Özerdem A, Rasgon N. Women with bipolar disorder: a lifetime challenge from diagnosis to treatment. *Bipolar Disord*. 2014;16(1):1–4.
32. Molyneaux E, Trevillion K, Howard LM. Antidepressant treatment for postnatal depression. *JAMA*. 2015;313(19):1965–1966.
33. Wong J, Motulsky A, Eguale T, et al. Treatment indications for antidepressants prescribed in primary care in Quebec, Canada, 2006–2015. *JAMA*. 2016;315(20):2230–2232.
34. Rothman KJ, Greenland S, Lash TL. Validity in epidemiologic studies. In: Rothman KJ, Greenland S, Lash TL, eds. *Modern Epidemiology*. Philadelphia, PA: Lippincott Williams & Wilkins; 2008:162–185.

*Editor's Note:* We encourage authors to submit papers for consideration as a part of our Focus on Women's Mental Health section. Please contact Marlene P. Freeman, MD, at [mfreeman@psychiatrist.com](mailto:mfreeman@psychiatrist.com).

Supplementary material follows this article.



## POSTTEST

To obtain credit, go to [PSYCHIATRIST.COM](http://PSYCHIATRIST.COM) (Keyword: May) to take this Posttest and complete the Evaluation. A nominal processing fee is required.

1. Among women with a first-onset affective episode in the postpartum period, how many developed bipolar disorder in the subsequent 16-year follow-up?
  - a. ≤1%
  - b. 2%–4%
  - c. 5%–9%
  - d. ≥10%
2. Ms A gave birth 1 month ago. She has been experiencing severe depression and anxiety. For you to differentiate between a unipolar depressive episode and a bipolar depressive episode, which assessment methods would be useful?
  - a. Questions about current and prior hypomanic or manic symptoms
  - b. Questions about parental psychiatric history, in particular bipolar disorder
  - c. Administration of the Mood Disorders Questionnaire or other scales
  - d. All of the above





**THE JOURNAL OF  
CLINICAL PSYCHIATRY**  
THE OFFICIAL JOURNAL OF THE AMERICAN SOCIETY OF CLINICAL PSYCHOPHARMACOLOGY

## **Supplementary Material**

**Article Title:** Depression and Anxiety in the Postpartum Period and Risk of Bipolar Disorder: A Danish Nationwide Register-Based Cohort Study

**Authors:** Xiaoqin Liu, PhD; Esben Agerbo, DrMedSc; Jiong Li, PhD; Samantha Meltzer-Brody, MPH; Veerle Bergink, PhD; and Trine Munk-Olsen, PhD

**DOI Number:** <https://doi.org/10.4088/JCP.16m10970>

### **List of Supplementary Material for the article**

1. [eTable 1](#) Anatomical Therapeutic Chemical (ATC) Classification Codes for Antidepressants, Anxiolytics, Mood Stabilizers, and Antipsychotics
2. [eTable 2](#) Hazard Ratios for Bipolar Disorder According to Elapsed Time Since the Date of the First-Onset Affective Episode

### **Disclaimer**

This Supplementary Material has been provided by the author(s) as an enhancement to the published article. It has been approved by peer review; however, it has undergone neither editing nor formatting by in-house editorial staff. The material is presented in the manner supplied by the author.

© Copyright 2017 Physicians Postgraduate Press, Inc.

**Supplementary Table 1** Anatomical therapeutic chemical (ATC) classification codes for antidepressants, anxiolytics, mood stabilizers, and antipsychotics

	<b>ATC codes</b>	<b>Generic drug names</b>
<b>Antidepressants</b>	N06A	
Selective serotonin reuptake inhibitors	N06AB	zimidine, fluoxetine, citalopram, paroxetine, sertraline, alaproclate, fluvoxamine, etoperidone, escitalopram
Serotonin-norepinephrine reuptake inhibitors	N06AX16, -17, -21, -23	venlafaxine, milnacipran, duloxetine, desvenlafaxine
Tricyclic antidepressive agents	N06AA	desipramine, imipramine, imipramine oxide, clomipramine, opipramol, trimipramine, lofepramine, dibenzepin, amitriptyline, nortriptyline, protriptyline, doxepin, iprindole, melitracen, butriptyline, dosulepin, amoxapine, dimetacrine, amineptine, maprotiline, quinupramine
<b>Anxiolytics</b>		
Benzodiazepine derivatives	N03AE01, N05BA	clonazepam, diazepam, chlordiazepoxide, medazepam, oxazepam, potassium clorazepate, lorazepam, adinazolam, bromazepam, clobazam, ketazolam, prazepam, alprazolam, halazepam, pinazepam, camazepam, nordazepam, fludiazepam, ethyl loflazepate, etizolam, clotiazepam, cloxazolam, tofisopam, lorazepam (combinations)
Azasprirodecanedione derivatives	N05BE01	buspirone
Benzodiazepine related drugs	N05CF	zopiclone, zolpidem, zaleplon, eszopiclone
<b>Mood stabilizers, including lithium</b>	N03AF01, N03AF02, N03AG01, N03AX09, N03AX11, N03AX12, N05AN01	carbamazepine, oxcarbazepine, valproic acid, lamotrigine, topiramate, gabapentin, lithium
<b>Antipsychotics</b>		
Phenothiazines with aliphatic side-chain	N05AA	chlorpromazine, levomepromazine, promazine, acepromazine, triflupromazine, cyamemazine, chlorproethazine
Phenothiazines with piperazine structure	N05AB	dixyrazine, fluphenazine, perphenazine, prochlorperazine, thiopropazate, trifluoperazine, acetophenazine, thioproperazine, butaperazine, perazine
Phenothiazines with piperidine structure	N05AC	periciazine, thioridazine, mesoridazine, pipotiazine
Butyrophenone derivatives	N05AD	haloperidol, trifluperidol, melperone, moperone, pipamperone, bromperidol, benperidol, droperidol, fluanisone
Indole derivatives	N05AE	oxyperline, molindone, sertindole, ziprasidone, lurasidone
Thioxanthene derivatives	N05AF	flupentixol, clopenthixol, chlorprothixene, tiotixene, zuclopenthixol
Diphenylbutylpiperidine derivatives	N05AG	fluspirilene, pimozide, penfluridol
Diazepines, oxazepines, thiazepines and oxepines	N05AH	loxapine, clozapine, olanzapine, quetiapine, asenapine, clotiapine
Benzamides	N05AL	sulpiride, sultopride, tiapride, remoxipride, amisulpride, veralipride, levosulpiride
Other antipsychotics	N05AX	prothipendyl, risperidone, mosapramine, zotepine, aripiprazole, paliperidone, iloperidone, cariprazine, brexpiprazole

**Supplementary Table 2** Hazard ratios for bipolar disorder according to elapsed time since the date of the first-onset affective episode\*

<b>Elapsed time since the date of the first-onset affective episode</b>	<b>Cases</b>	<b>Person-years</b>	<b>Incidence rate (per 1000 person-years)</b>	<b>Crude hazard ratio</b>	<b>Adjusted hazard ratio (95% CI)</b>
<b>Whole follow-up period</b>					
0-180 days after delivery	39	2.1×10 <sup>4</sup>	1.84	2.06	1.70 (1.23 - 2.36)
181-365 days after delivery	58	3.3×10 <sup>4</sup>	1.74	1.94	1.64 (1.25 - 2.16)
Outside the postpartum period	746	8.3×10 <sup>5</sup>	0.90	1	1 (ref)
<b>0-5 years</b>					
0-180 days after delivery	23	1.3×10 <sup>4</sup>	1.82	2.26	1.85 (1.21 - 2.83)
181-365 days after delivery	30	1.9×10 <sup>4</sup>	1.56	1.93	1.63 (1.12 - 2.37)
Outside the postpartum period	386	4.8×10 <sup>5</sup>	0.80	1	1 (ref)
<b>6-10 years</b>					
0-180 days after delivery	11	6.5×10 <sup>3</sup>	1.70	1.63	1.30 (0.71 - 2.39)
181-365 days after delivery	20	1.1×10 <sup>4</sup>	1.89	1.81	1.48 (0.93 - 2.34)
Outside the postpartum period	280	2.7×10 <sup>5</sup>	1.04	1	1 (ref)
<b>11-16 years</b>					
0-180 days after delivery	5	2.0×10 <sup>3</sup>	2.45	2.55	2.46 (0.98 - 6.16)
181-365 days after delivery	8	3.5×10 <sup>3</sup>	2.27	2.37	2.36 (1.12 - 4.97)
Outside the postpartum period	80	8.4×10 <sup>4</sup>	0.95	1	1 (ref)

Adjusted for calendar year of birth, age, civil status, parity at the date of the first-time prescription for an antidepressant, and parental psychiatric history; \* Date of the first-onset affective episode=date of the first-time prescription for an antidepressant